

Stand-in stacker truck 1.6 ton

BT STAXIO

S-series

SSI160LN

LI-ION

Lithium-Ion Energy System



Stand-in stacker truck with elevated support arms

Specification					SSI160LN
Identification	1.1	Manufacturer			Toyota
	1.2	Model			SSI160LN
	1.3	Drive			Electric
	1.4	Operator type			Stand-in
	1.5	Load capacity/rated load	Q	kg	1600
		Support arm capacity	Q	kg	2000
	1.6	Load center	c	mm	600
	1.8	Load distance (support arms raised/lowered)	x	mm	659/690
	1.9	Wheelbase (support arms raised/lowered)	y	mm	1508/1539
Weight	2.1	Service weight with battery		kg	1637
	2.2	Axle load, with load, drive/castor/support arm wheel		kg	571/521/2097
	2.3	Axle load, without load, drive/castor/support arm wheel		kg	621/397/563
Wheels	3.1	Drive/castor/fork wheel			Polyurethane*
	3.2	Wheel size, front		mm	ø250x92
	3.3	Wheel size, rear		mm	ø85x74
	3.4	Additional wheel size		mm	ø140x86
	3.5	Wheels, number front/rear (X = driven wheels)			2(1X) / 4
	3.6	Track width, front	b ₁₀	mm	460
	3.7	Track width, rear	b ₁₁	mm	390
Dimensions	4.2	Height, mast lowered	h ₁	mm	2371*
	4.3	Free lift	h ₂	mm	1894*
	4.4	Lift	h ₃	mm	5310*
		Lift height	h ₂₃	mm	5400*
	4.5	Height, mast extended	h ₄	mm	5916*
	4.6	Initial Lift	h ₅	mm	120
	4.7	Height of overhead guard (cabin)	h ₆	mm	2350
	4.8	Stand height	h ₇	mm	262
	4.15	Height, fork lowered	h ₁₃	mm	90
	4.19	Overall length	l ₁	mm	2180
	4.20	Length to face of forks	l ₂	mm	1030
	4.21	Overall width	b ₁	mm	790
	4.22	Fork dimensions	s/e/l	mm	70/180/1150
	4.25	Width over forks	b ₅	mm	570
	4.32	Ground clearance, center of wheelbase	m ₁	mm	19,5
4.33	Aisle width for pallets 1000x1200 crossways	A _{st}	mm	2615	
4.34	Aisle width for pallets 800x1200 crossways	A _{st}	mm	2588	
4.35	Turning radius	W _a	mm	1740	
Performance data	5.1	Travel speed, with/without load		km/h	8/10
	5.2	Lift speed, with/without load		m/s	0,17 / 0,36
	5.3	Lowering speed, with/without load		m/s	0,45 / 0,47
	5.8	Max. gradeability, with/without load ¹⁾		%	8/12
	5.9	Acceleration time (over 10 m)		s	5,5
	5.10	Service brake			Electromagnetic
Electric motor	6.1	Drive motor rating S2 60 min		kW	2,8
	6.2	Lift motor rating (S3 15%) / for 200DN (S3 8.5 at 150 bar)		kW	3
	6.4	Battery voltage/nominal capacity K _s		V/Ah	24/210, 300, 420
	6.5	Battery weight		kg	29, 44, 58
	6.6	Energy consumption according to EN16796		kWh/h	0,77
	Others	8.1	Type of drive control		
8.4		Sound level at the driver's ear according to EN12053		dB (A)	67

* Further alternatives are available and will produce other values. Data is based on configuration with Triplex Hilo mast, 5400 mm (h23).

All data are based on table configuration. Other configurations may give other values.

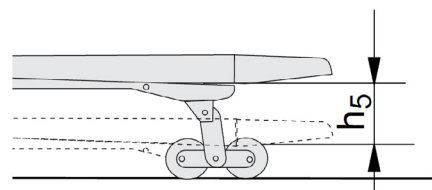
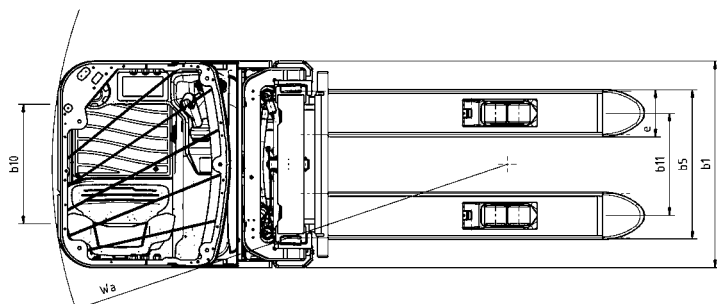
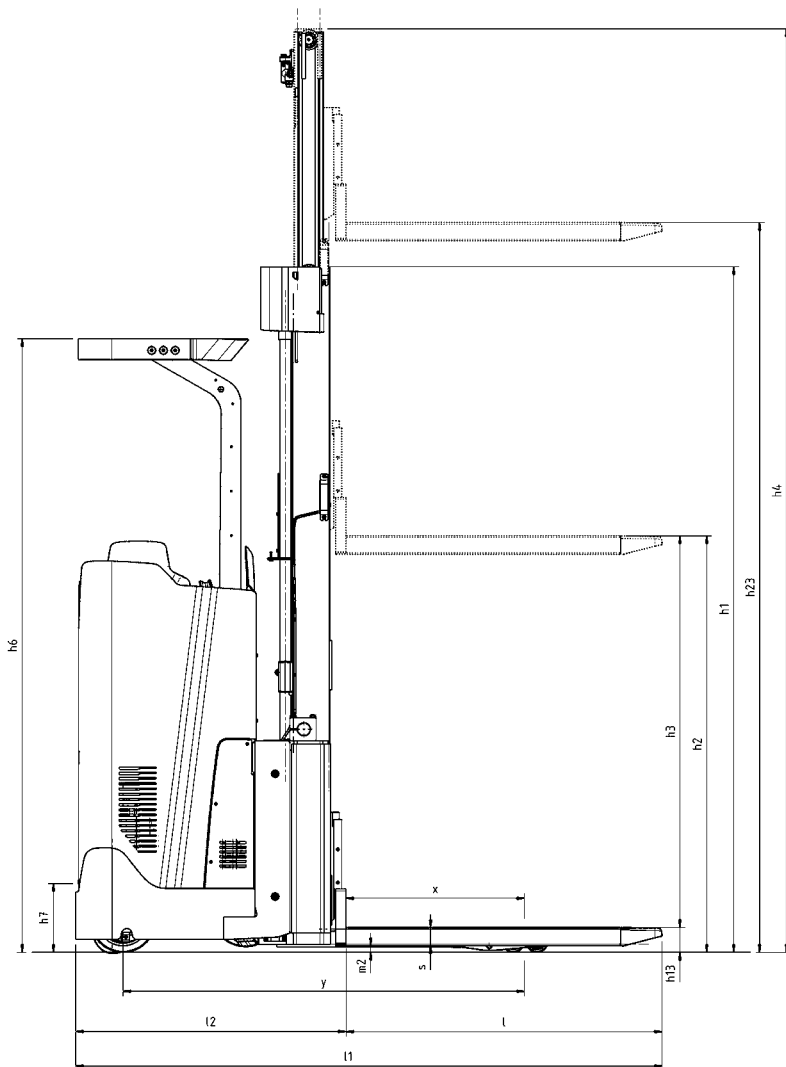
Truck performance and dimensions are nominal and subject to tolerances.

Toyota Material Handling Manufacturing Sweden AB products and specifications are subject to change without notice.

Mast dimensions

BT STAXIO

SSI160LN			Duplex Tele Panoramic View				Duplex HiLo						Triplex HiLo		
h_{23}	Lift height ($h_{13}+h_3$)	mm	2350	3300	3700	4150	1950	2350	2500	2800	3300	3700	4150	4800	5400
h_3	Lift	mm	2260	3210	3610	4060	1860	2260	2410	2710	3210	3610	4060	4710	5310
h_1	Height, mast lowered	mm	1744	2219	2419	2644	1543	1743	1818	1968	2218	2418	2643	2171	2371
h_2	Free lift, ground to top of forks	mm	—	—	—	—	1056	1256	1332	1482	1732	1932	2156	1694	1894
h_4	Height, mast extended	mm	2892	3842	4242	4692	2491	2891	3041	3341	3841	4241	4691	5316	5916



Truck features:

- Fingertip controls
- Adjustable sit/stand chair
- 180° or 360° steering mode
- Driver detection system
- Multifunction colour touchscreen
- Carefree Li-Ion energy solution
- Automatic speed reduction in curves
- Blue LED warning light option
- Cold store option
- Automatic deceleration
- Automatic parking brake
- Clear view mast
- Electronic braking system
- Electronic regenerative brakes (motor)
- Electronic speed control

